

## Clinpro™ Sealant

An exciting advancement in sealant technology that's hard to overlook

3M ESPE is committed to providing the most advanced and patient-friendly preventive products to dental professionals and their patients.

Clinpro sealant, along with Clinpro™ Prophylaxis Paste and Clinpro™ Prophylaxis Angles, offer several benefits that make dental work easier for you and your patients.

Clinpro sealant goes on pink for easy-to-use application, and cures to a natural white. Applied with our convenient ultra-fine syringe tip, its low viscosity formula flows easily into pits and fissures.



### See the Difference in Our Color-change Technology



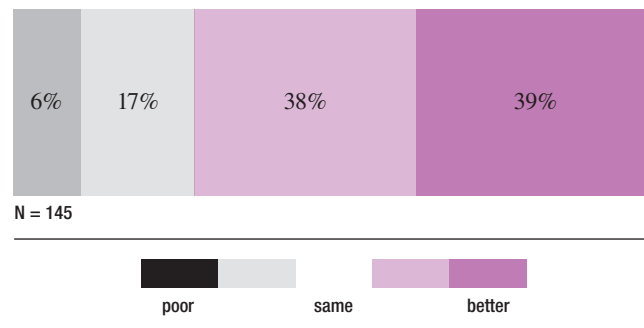
Photography by Dr. Chris Bryant

- Convenient direct delivery syringe for easy application
- Color-change technology to visualize placement
- Low viscosity to flow easily into pits and fissures
- Contains and releases fluoride
- Bonds to enamel

### Dental Professionals Prefer it Over Other Sealants

#### Performance Rating

Clinpro Sealant vs. Sealant Currently Used



Seventy-seven percent of respondents rated the overall performance of Clinpro sealant to be superior to their current sealant.

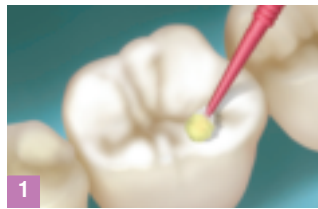
Source: 3M ESPE Sealant Evaluation Summary Report, The Market Solutions Group, Inc., February 2001.

## Simplified Sealant Technique with Adper™ Prompt™ Self-Etch Adhesive

Adper Prompt self-etch adhesive may be used instead of the acid etch technique when placing Clinpro sealant. Follow the instructions below.

**Preparation:** Thoroughly clean teeth to remove plaque and debris from enamel surfaces and fissures. Rinse thoroughly with water and dry.

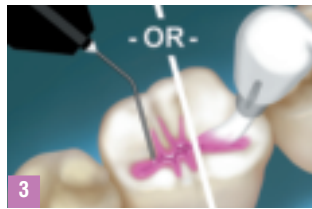
**Note:** Do not use any cleaning medium that contains oils or fluoride. Prepare adhesive according to dispensing instructions.



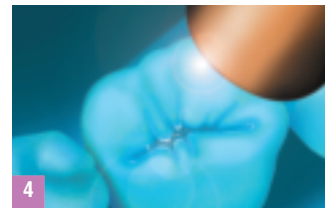
1  
Brush adhesive onto surface to be sealed; scrub for 15 seconds applying moderate pressure. **Do not shorten this time.** Proper bonding will not occur if the solution is simply applied and dispersed.



2  
Use a gentle stream of air to **thoroughly dry** the adhesive to a thin film. A second layer is not required for bonding sealants.



3  
Apply a **light-cured** sealant. (Note: Adper Prompt self-etch adhesive is not indicated for self-cure sealants.)



4  
Light-cure the sealant and adhesive together with a halogen, LED or plasma light for the amount of time specified to cure the sealant.

## Ordering Information

### 3M™ ESPE™ Clinpro™ Sealant

Item Number	Product Information
12626	<b>Introductory Kit - Syringes</b> (2) 1.2 ml Clinpro Sealant Syringes (1) 3 ml 3M™ ESPE™ Scotchbond™ Etchant Syringe (20) Sealant Syringe Tips (Black) (25) Etchant Syringe Tips (Blue)
12627	<b>Refill - Syringe</b> (1) 1.2 ml Clinpro Sealant Syringe (10) Sealant Syringe Tips (Black)
12621	<b>Introductory Kit - Bottles</b> (2) 6 ml Clinpro Sealant Bottles (1) 9 ml Scotchbond™ Etchant Bottle (2) Brush Handles (60) Brush Tips (50) Fiber Tips (1) Mixing Well with Cover
12622	<b>Refill - Bottle</b> (1) 6ml Clinpro Sealant Bottle

### 3M™ ESPE™ Adper™ Prompt™ L-Pop™ Self-Etch Adhesive\*

Item Number	Product Information
41923	<b>Mini-Pack</b> 20 L-Pop Applicators with XS Brushes
41925	<b>Refill Pack</b> 40 L-Pop Applicators
41926	<b>Giant Pack</b> 100 L-Pop Applicators
41927	<b>Bulk Pack</b> 200 L-Pop Applicators
41928	<b>Economy Pack</b> 500 L-Pop Applicators

\*Also available in vial dispensing

3M ESPE Technical Hotline: 1-800-634-2249

3M ESPE Web site: [www.3MESPE.com](http://www.3MESPE.com)

**3M ESPE**

#### Dental Products

3M Center  
Building 275-2SE-03  
St. Paul, MN 55144-1000  
USA

#### 3M Canada

Post Office Box 5757  
London, Ontario N6A 4T1  
Canada  
1-800-265-1840 ext. 6229

Created in USA  
© 3M 2004

3M, ESPE, Adper, Clinpro, L-Pop, Prompt and Scotchbond are trademarks of 3M or 3M ESPE AG. Used under license in Canada.

70-2009-3697-2