


Adper™ Prompt™ Self-Etch Adhesive

International studies indicate improved bond strength with new formulation.



- New Adper Prompt self-etch adhesive formulation is improved significantly over previous formulation
- Adper Prompt self-etch adhesive bond strength tests favorable to other adhesives
- Two-coat technique ensures optimum performance of Adper Prompt self-etch adhesive

Adper™ Prompt™ Self-Etch Adhesive from 3M ESPE offers the new generation of adhesion technology. Still offered in the unique L-Pop™ delivery system, that allows for etching, priming and bonding in a single step, Adper Prompt self-etch adhesive now has improved chemistry for better bond strength, improved delivery and easier activation.

International independent adhesion test results found improvement over the previous formulation of up to 69 percent.

In addition, Adper Prompt self-etch adhesive has an aggressive enamel etch and improved viscosity for a more uniform, consistent layer to reduce post-operative sensitivity. With the optional extra small applicator brush, this product is an excellent choice for pediatric dentistry as it is ideal for small preps involving primary teeth.

Independent Laboratory Update

	Enamel (Prepared) MPa	Dentin MPa
University of Regensburg, Germany ¹	33.0	20.0
Catholic University, Leuven, Belgium ²	18.6	17.8
Loma Linda University, 1 month ⁴	31.0	34.7
Loma Linda University, 5 min ⁴	30.3	24.0
* Nippon Dental ³	28.9	28.4
University of Minnesota School of Dentistry ²	29.2	28.8
University of North Carolina ²	34.9	25.7

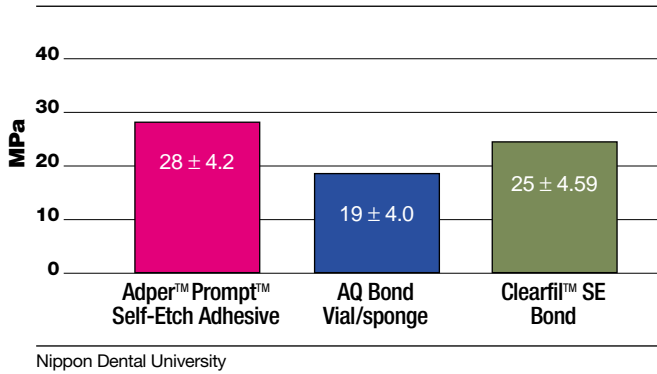
1 - Shear bond test 2 - Microtensile test 3 - Tensile bond test 4 - Ultradent shear bond test

* Two-Coat Technique

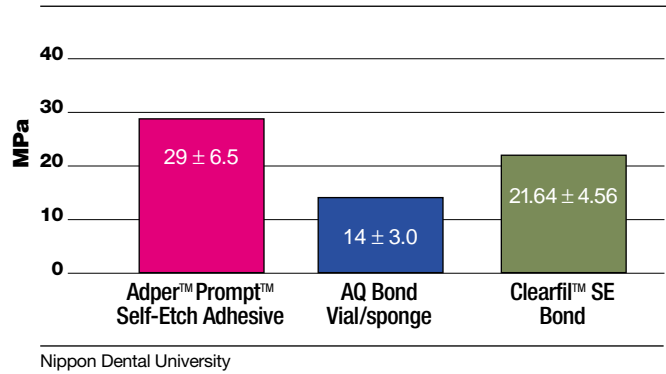
3M ESPE

Immediate Tensile Bond Strength Using 2-Coat Technique

Dentin Bond Strength




Enamel Bond Strength



Adaptation to Tooth Structure

Scanning electron microscopic images reveal excellent adaptation to tooth structure when applied to both dentin and enamel, leading to strong bonds to tooth.



University of North Carolina

Two-Coat Technique

As many clinicians already know, the performance of Adper™ Prompt™ Self-Etch Adhesive from 3M ESPE can be optimized with the application of a second coat. It does add a few seconds to the total application time, but dentists who adopt this technique will appreciate the increased bond strength and consistency.

Try the new technique for Adper Prompt self-etch adhesive:

- After preparation, lightly dry to remove excess water
- Apply adhesive with a rubbing motion for 15 seconds
- Gently but thoroughly air-dry to remove the aqueous solvent
- Apply a second coat (no waiting time for the second layer)
- Gently but thoroughly air-dry to remove the aqueous solvent
- Light-cure for 10 seconds



3M ESPE Technical Hotline: 1-800-634-2249

3M ESPE Web site: www.3MESPE.com

3M ESPE

Dental Products
3M Center
Building 275-2SE-03
St. Paul, MN 55144-1000
USA

Dental Products
3M Canada
Post Office Box 5757
London, Ontario N6A 4T1
Canada
1 800 265-1840 ext. 6229

Minimum 10%
Post-Consumer Fiber

3M, ESPE, Adper, L-Pop and Prompt are trademarks of 3M or 3M ESPE AG. Clearfil is a trademark of Kuraray Co., Ltd.

Printed in U.S.A.
© 3M 1999–2003
70-2009-3542-0